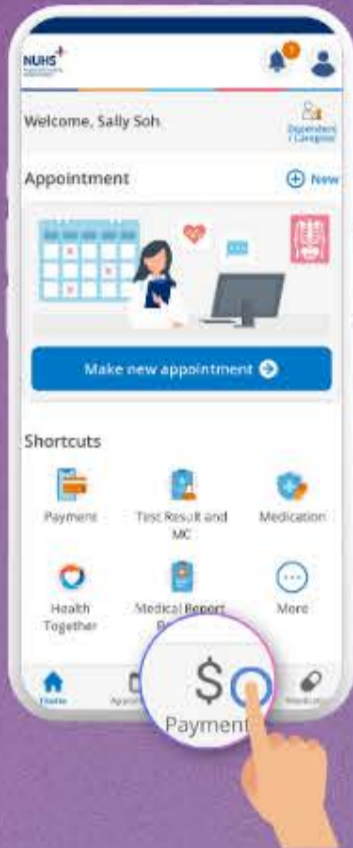


# Pay bill / download fully-paid bill (invoice) on NUHS App

## Pay bill

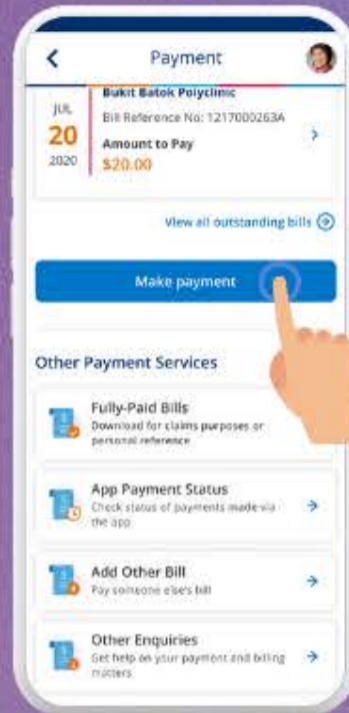
1

Tap '\$'.



2

Tap 'Make Payment'.



3

Choose the bills you wish to pay and tap 'Pay'.



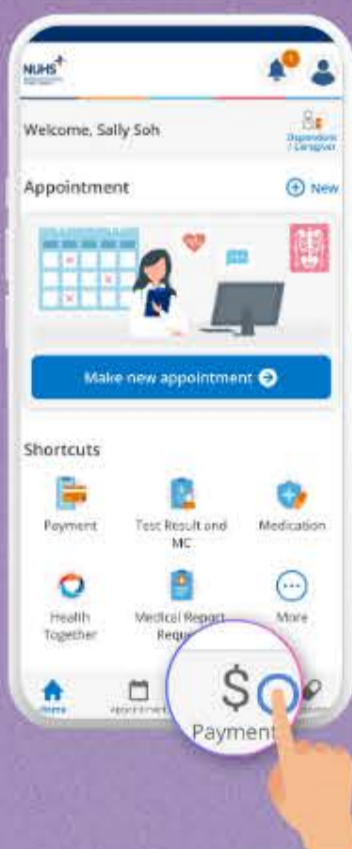
### Note:

- Allow up to 3 working days for outstanding bill to appear on the app.
- Ensure a stable network connection to prevent any disruptions when making payments.
- Avoid using a VPN while making payments.

## Download fully-paid bill (invoice)

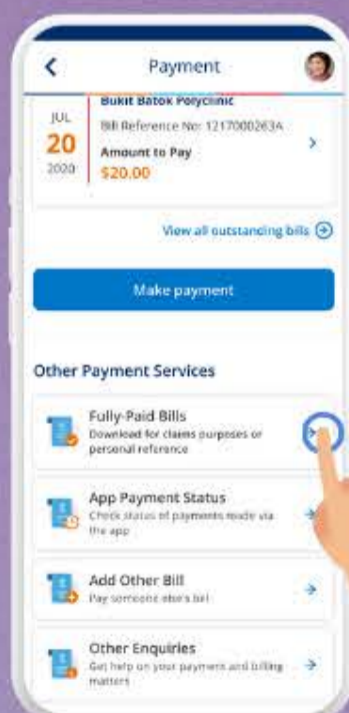
1

Tap '\$'.



2

Tap 'Fully-Paid Bills'.



3

Find the relevant invoice and tap 'Download Bill'.



### Note:

- Only bills paid in full are displayed.
- Allow up to 3 working days for the payment status to be reflected on the app.